

ULTRASUITE®

OPERATING ROOM DIFFUSER SYSTEM WITH LED LIGHTING



HOLYOAKE
AIR MANAGEMENT SOLUTIONS | by price

PRICE | **CRITICAL ENVIRONMENTS**

ULTRASUITE®

Operating Room Diffuser System with LED Lighting

Ultrasuite is a customizable air distribution and lighting solution specifically engineered for hospital operating rooms. High-output LED lighting combined with precision equalized laminar airflow eliminates the traditional “light ring”, opening valuable ceiling space for surgical equipment while optimizing particulate removal from the surgical zone. Conforming to all ASHRAE 170 requirements, the patented (pat. 10,401,049) Ultrasuite is the perfect combination of performance, aesthetics and efficiency.


Low profile common plenum is quickly installed, and can be easily integrated in retrofit installations

Integrated LED lighting reduces ceiling congestion to provide space for ceiling mounted equipment

System layout can be customized to meet the unique requirements of each project

Single large diffuser array provides ideal laminar diffuser coverage for a particulate free surgical zone

Booms and structural mounting by others

				
<p>High Efficiency 100+ lm/W LED</p>	<p>L80 > 60,000 hours</p>	<p>Dimmable</p>	<p>IP67 Sealed LED</p>	<p>90+ CRI</p>

INTEGRATED LED LIGHTING

- + The Ultrasuite transforms a typical laminar flow array diffuser into a combination high performance LED light fixture and laminar diffuser by incorporating LED lighting inside each individual diffuser module.
- + Lighting at the surgical table is optimized with the Ultrasuite positioned directly above the patient, reducing shadows within the surgical zone. The Ultrasuite lights also have a Colour Rendering Index (CRI) of 90+ producing more true/saturated colors.
- + The large light-emitting surface of the Ultrasuite provides even lighting with a low luminous intensity to reduce glare on monitors and other reflective surfaces.
- + Various lighting color temperatures and flexible dimming control allow the Ultrasuite to meet the unique requirements of modern healthcare facilities.
- + Optional green lighting facilitates improved visibility of flat panel displays for the surgeon by enhancing images while also eliminating the glare that traditional overhead white lights cast on monitors.


TYPICAL APPLICATIONS

The Ultrasuite® is a fully customizable lighting and air distribution packaged system designed specifically for Operating Rooms. The Ultrasuite® meets the unique needs of operating rooms by providing low velocity laminar airflow, providing lighting directly above the patient table, and by freeing up valuable ceiling space for ceiling mounted equipment.



Traditional perimeter lighting and laminar diffuser system (15.12 sq.m.)

Ultrasuite integrated light and diffuser system (7.2 sq.m.)



REDUCED CEILING CONGESTION

- + The Ultrasuite dramatically reduces the HVAC footprint in the ceiling by incorporating high-performance LED lighting directly within the laminar flow diffusers, effectively freeing space for other ceiling mounted equipment.

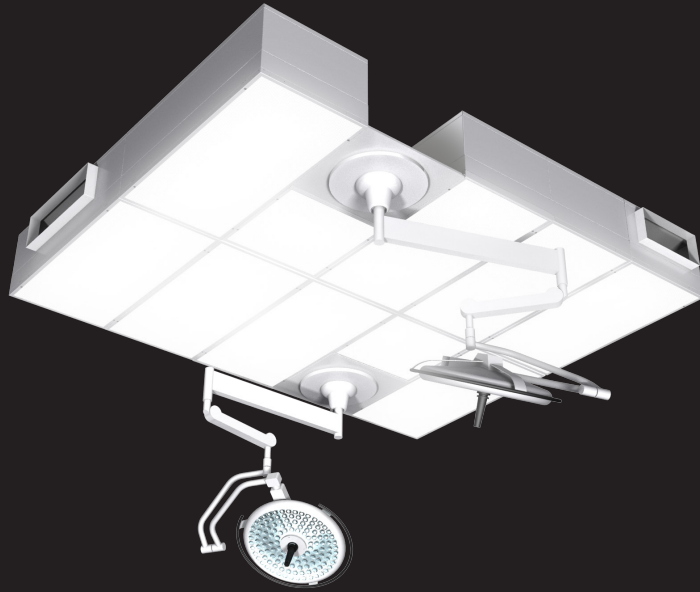
SINGLE LARGE DIFFUSER ARRAY

- + The single large diffuser design consists of a number of laminar flow diffusers, with a low profile common plenum.
- + A highly engineered dispersion baffle and perforated face ensure even distribution of airflow within each diffuser module, regardless of system layout or inlet location.

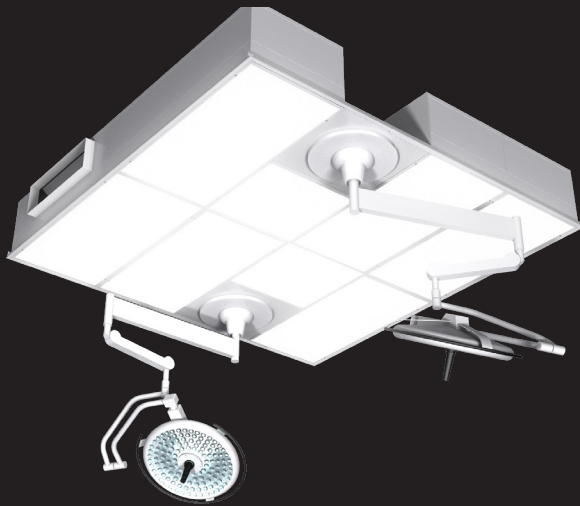
ULTRASUITE®

Operating Room Diffuser System with LED Lighting


Sample layout A



Sample layout B



Sample layout C



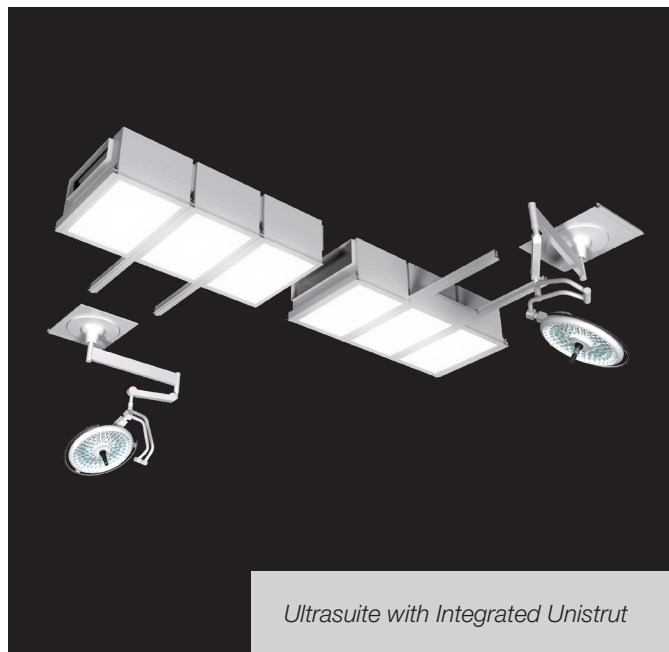
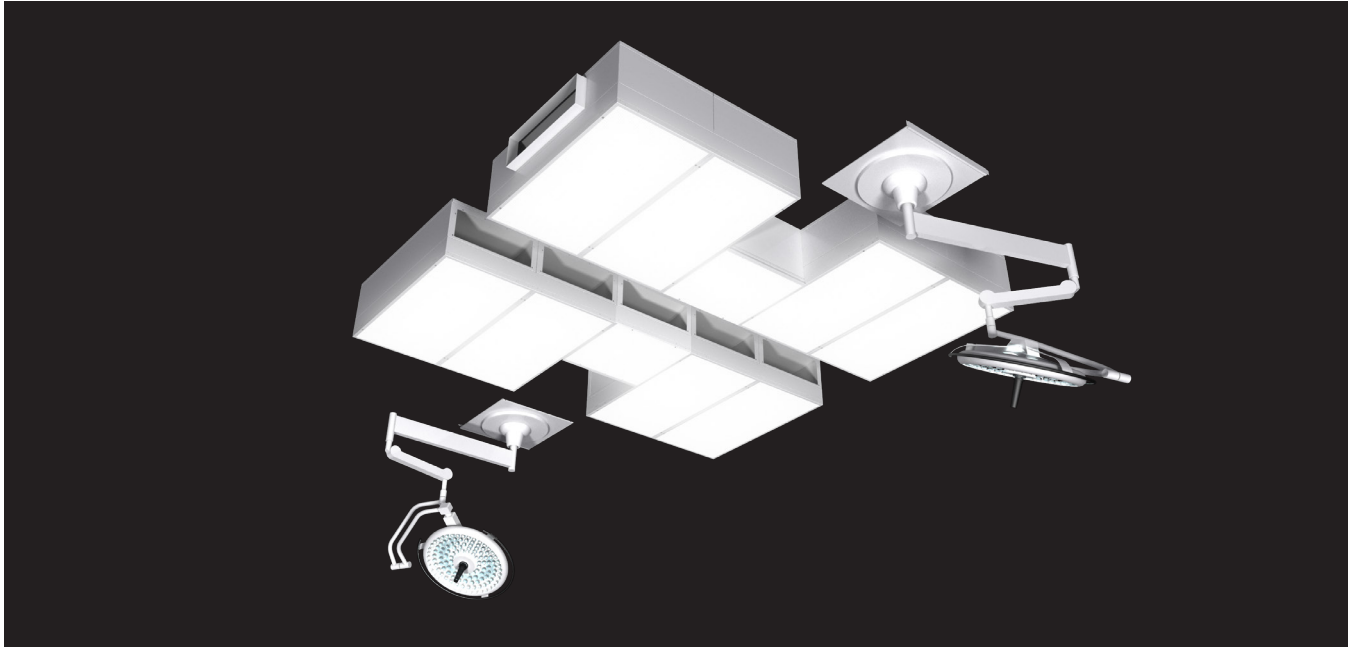
Ultrasuite with Integrated Unistrut

FULLY CUSTOMIZABLE

- + Flexible system and module sizes to suit any equipment layout.
- + Inlets can be positioned on the sides or top of the plenum to suit existing ductwork configurations, or to optimize ductwork layout for new construction.

ULTRASUITE®

Operating Room Diffuser System with LED Lighting



EASY INSTALLATION

- + The Ultrasuite ships in large, factory-assembled sections to minimize installation time, and the closed-cell gasketed joints ensure an effective seal between modules.
- + Integrated balancing dampers at each module as well as factory installed and wired lighting with quick connect cables make set-up and commissioning simple and efficient.
- + Each Ultrasuite system ships with remote mounted driver cabinets. Each driver cabinet is factory wired for single point high voltage connection. All field wiring between the remote driver cabinets and Ultrasuite is low voltage class 2 wiring.

ULTRASUITE®

Operating Room Diffuser System with LED Lighting

SIMPLE MAINTENANCE

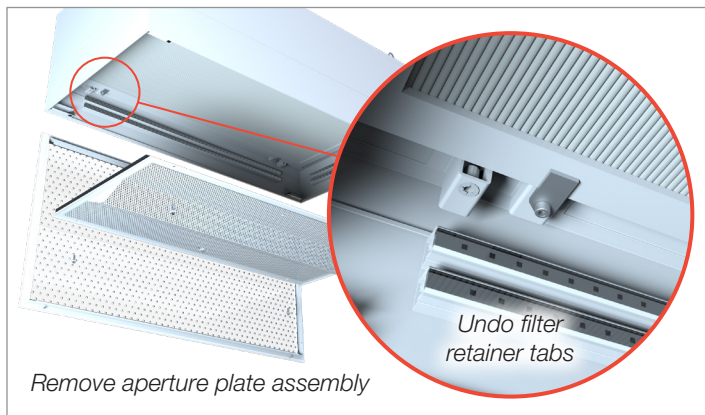
- + The Ultrasuite meets all ASHRAE 170 requirements for cleanability with stainless steel fasteners and retainer cables for easy removal of the diffuser face.
- + Optional room-side replaceable HEPA filters inside each Ultrasuite module provide clean air to the surgical zone. Integrated HEPA filters feature a gel seal to prevent filter bypass and pass on-site filter integrity testing.
- + Integrated LED lighting is a sealed, IP67 rated fixture that effectively seals out debris and liquids.
- + A remotely mounted control enclosure housing the LED drivers provides easy access for maintenance and replacement.
- + High quality LED lights have a long lifespan, rated at 80% original brightness for 60,000 hours. If required, individual LED strips can be replaced with simple tools (ex: screwdriver) and quick connect wiring.



Remotely mounted LED drivers and enclosure

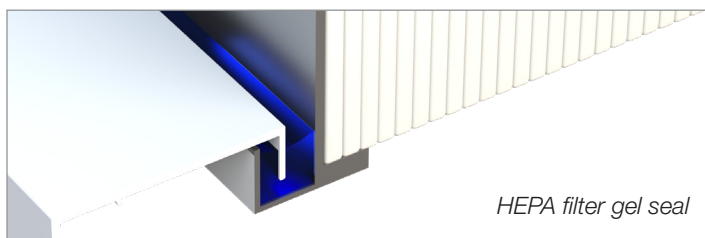


Remove diffuser face




Remove aperture plate assembly

Undo filter retainer tabs



HEPA filter gel seal



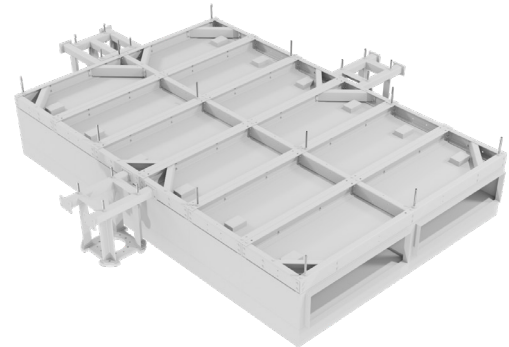
Remove filter

INTEGRATED STRUCTURAL SUPPORT


- + Optional integrated structural support is designed to support medical equipment booms and/or rolling loads of ceiling mounted imaging equipment found in operating rooms.
- + A **fully-welded** structural support grid is mounted to the top of the Ultrasuite to maintain the patented equalized lighting across the face of the diffuser array and eliminate any effect on air distribution while adding only 76.2 - 127mm of height to the overall system.
- + Ultrasuite +Structure is fully customizable to suit project requirements with all structural design coordinated by the Price team and supplied with stamped structural drawings. Connection of the structural grid to the building deck by means of threaded rod shall be coordinated by the structural engineer on the project.
- + To promote quick installation, Ultrasuite +Structure ships in large, factory pre-assembled and pre-wired sections that bolt together on site, similar to standard Ultrasuite modules.



Integrated structural support (roomside view)



Integrated structural support (top view)



Ultrasuite +Structure ships in large pre-assembled sections

SEISMIC CERTIFICATION PREAPPROVAL

- + Optional HCAI special seismic certification preapproval as per OSP-0627-10.

CODE COMPLIANCE & LISTINGS

- + **NFPA 90A-2018** Installation of Air Conditioning and Ventilating Systems
- + **ASHRAE 170-2017** Ventilation of Healthcare Facilities
- + **UL1598** Air-Handling Luminaries
- + **UL 2043** Fire Test for Heat and Visible Smoke Release for Discrete Products and Their Accessories Installed in Air-Handling Spaces
- + **UL2108** Low Voltage Lighting System
- + **UL8750** Light Emitting Diode (LED) Equipment for Use in Lighting Products
- + **UL1310** Class 2 Power Units
- + **UL94** Flammability of Plastic Materials for Parts in Devices and Appliances
- + **IP67** rated Ingress Protection Against Dust and Liquids



PERFORMANCE DATA

Individual Module (SI)

Unit Size	Inlet Size	Airflow (l/s)	Face Velocity (m/s)	Static Pressure (Pa)	NC
600 mm x 600 mm	250 mm x 75 mm	47	0.13	12	19
		57	0.15	17	24
		66	0.18	22	29
	350 mm x 75 mm	47	0.13	10	-
		57	0.15	15	-
		66	0.18	20	19
1200 mm x 600 mm	500 mm x 75 mm	94	0.13	12	19
		113	0.15	17	24
		132	0.18	22	29

Performance Notes:

- Airflow given in litres per second (l/s).
- All pressure drops are in Pascals (Pa).
- Velocity given in meters per second (m/s).
- Static pressure and NC performance assumes fully open damper and no filter.
- Blanks "-" indicated NC level below 15.
- NC = Noise Criteria. NC values are based on room absorption of 10dB re 10⁻¹² watts.
- Testing in accordance with ASHRAE standard 70.

Array (SI)

Configuration	Quantity 600mm x 600mm Modules	Quantity 600mm x 1200mm Modules	Inlet Quantity	Inlet Size	Inlet Velocity (m/s)	Airflow (l/s)	Face Velocity (m/s)	Static Pressure without HEPA filter (Pa)	Static Pressure with HEPA filter (Pa)	NC
A	2	8	2	600 mm x 250 mm	2.74	850	0.13	13	45	25
					3.29	1019	0.15	17	57	31
					3.84	1189	0.18	22	67	35
B	2	6	2	600 mm x 200 mm	2.67	661	0.13	13	45	24
					3.20	793	0.15	17	57	30
					3.73	925	0.18	22	67	35
C	0	6	1	810 mm x 250 mm	2.74	566	0.13	13	45	22
					3.29	680	0.15	17	57	28
					3.84	793	0.18	22	67	32

Performance Notes:

- Airflow given in litres per second (l/s).
- All pressure drops are in pascals (Pa).
- Velocity given in meters per second (m/s).
- NC = Noise Criteria. NC values are based on room absorption of 10dB re 10⁻¹² watts.
- Blanks "-" indicate NC level below 15.
- Testing in accordance with ASHRAE Standard 70.
- Static pressure and NC performance assumes fully open damper.

HOLYOAKE
AIR MANAGEMENT SOLUTIONS | by price

price | **CRITICAL ENVIRONMENTS**

Product Improvement is a continuing endeavour at Holyoake. Therefore, specifications are subject to change without notice. Consult your Sales Representative for current specifications or more detailed information. Not all products may be available in all geographic areas.