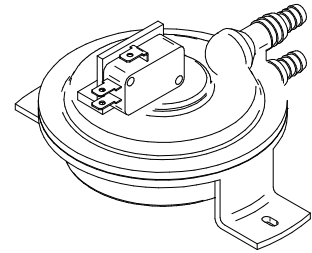
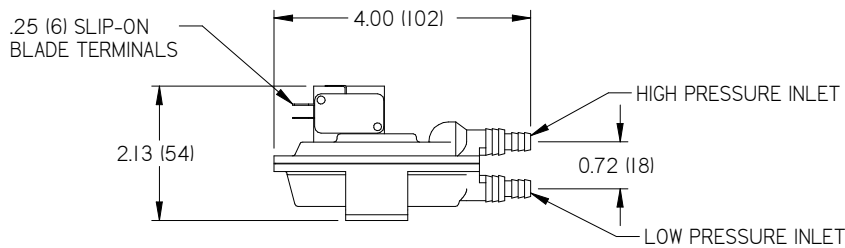
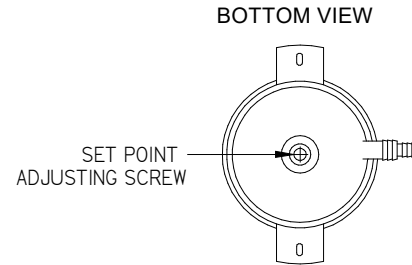
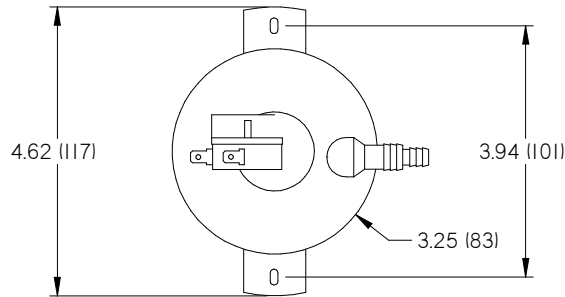


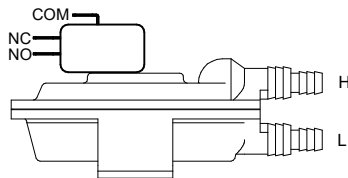
SPECIFICATIONS:	
ENVIRONMENTAL (OPERATING)	-40°F to 190°F (-40°C to 88°C)
ELECTRICAL RATING	5.0A NONINDUCTIVE 120 to 277VAC 1.0A PILOT DUTY (120VA) @120VAC
ELECTRICAL CONNECTIONS	3 MALE 90° QUICK-CONNECT SPADE TERMINALS (SPDT ARRANGEMENT)
PRESSURE TUBING CONNECTIONS	BARBED FITTINGS FOR 1/4" (6mm) ID or 3/8" (10mm) ID SLIP-ON TUBING
MAXIMUM PRESSURE	28 in. w.c. (6900 Pa)
SET POINT RANGE	RANGE: 0.2 +/- 0.05 in.w.c. (50 +/- 12 Pa) to 1.0 +/- 0.05 in.w.c. (250 +/- 12 Pa) FACTORY SET: LOW PRESSURE: 0.3 +/- 0.05 in.w.c. (75 +/- 12 Pa) MEDIUM PRESSURE: 0.6 +/- 0.05 in.w.c. (149 +/- 12 Pa)
HOUSING	THERMOPLASTIC, BLACK
MOUNTING	FOOT MOUNT ON ANY VERTICAL PLANE. BARBED FITTINGS MUST NOT POINT UPWARD
FIELD CALIBRATION	1/16" (2mm) HEX WRENCH
RATING	UL, CUL, CSA, CE RATED



DIMENSIONS:



TERMINATION:



COM	GROUND	FACTORY WIRING
NC	NORMALLY CLOSED	
NO	NORMALLY OPEN	

ALL METRIC DIMENSIONS () ARE SOFT CONVERTED. IMPERIAL DIMENSIONS ARE CONVERTED TO METRIC AND ROUNDED TO THE NEAREST MILLIMETER. SPECIFICATIONS ARE SUBJECT TO CHANGE WITHOUT NOTICE.