

ACCESSORIES – Turning Vane/Self Aligning Bends

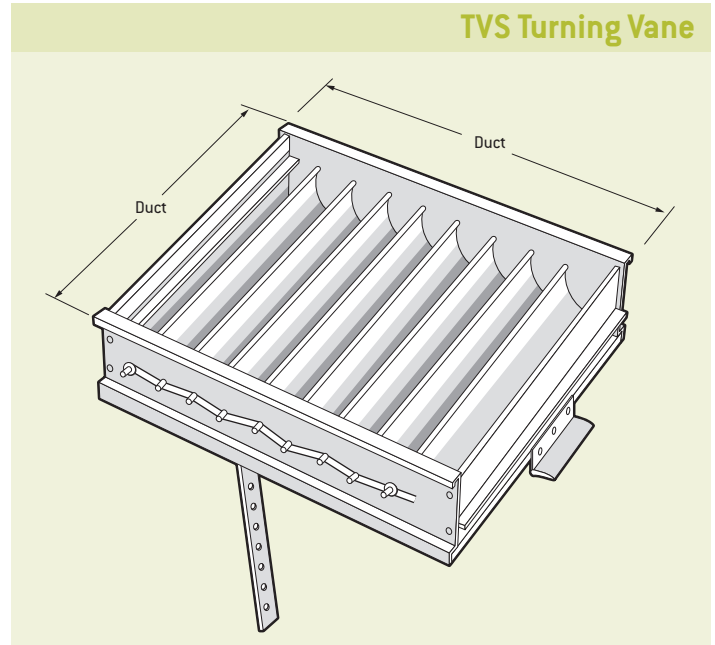
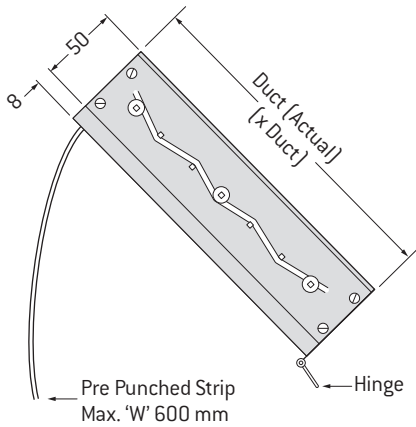
Models: TVS and TVL – Turning Vane

Extruded aluminium curved blades in an extruded aluminium frame. Blades individually adjustable to the desired angle, directing air through 90° on to neck of ceiling diffuser or into short collar for side wall registers and grilles.

Frame is hinged at one end for riveting to duct, and provided with pre punched strip at the other, to fix the frame to the required angle. Blades are held in place with stainless steel friction wire.

MODEL TVS - Square or with blades running in short direction.*

MODEL TVL - Blades parallel to long dimension.*



* Note: Maximum of 600 x 600 mm.

Guide Product Weights	
Size	Approximate Weight in Kg.
200 x 200	0.60
200 x 300	0.80
300 x 600	1.80
Size	TVL
300 x 200	0.80
400 x 200	1.00
600 x 200	1.40

Model: SAB – Self Aligning Bend

For use with rigid round Spiroloc duct. Each bend consists of four segments which can be independently twisted with respect to the adjacent segment, giving either offset or any angle from 90° to 180°.

Holyoake SAB's are crimped on both ends to insert into standard Spiroloc.

Material:

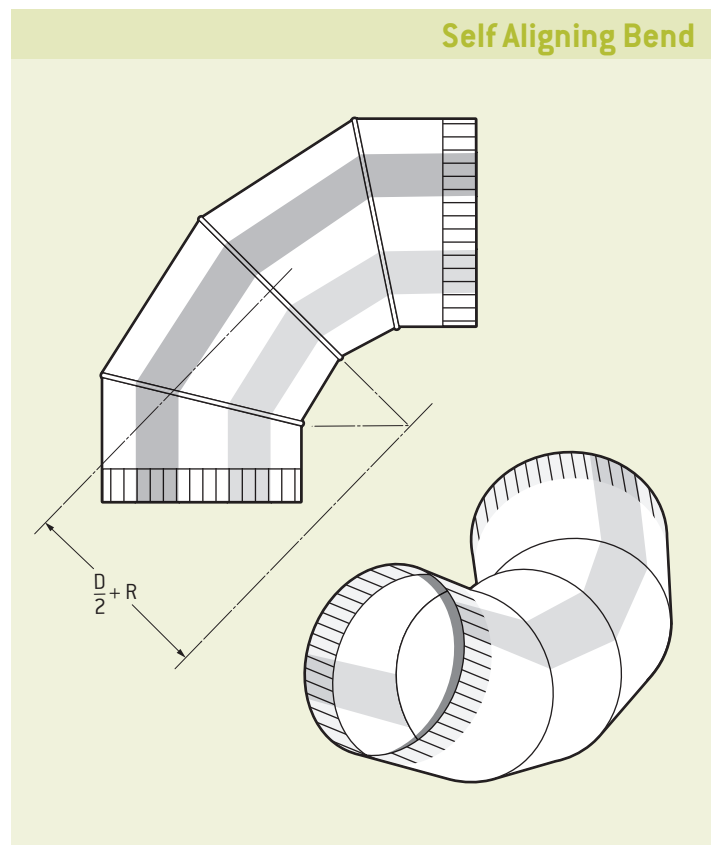
Galvanised Steel: 0.55 mm

Galvanised bends are primarily intended for use on low pressure systems, where joints should be sealed with duct tape, once the angle is set.

Stainless Steel SAB's are also available to special order.

SAB Standard Diameters Available, mm										R,mm
100	125	150	175	200	225	250	300	350	400	45*
0.25	0.50	0.54	0.90	1.17	1.28	1.58	1.95	2.55	3.46	Kg*
450	500	550	600	* Approximate						77*
5.93	7.36	8.90	10.60							Kg*

Due to a policy of continuous development and improvement the right is reserved to supply products which may differ slightly from those illustrated and described in this publication.



Product Ordering Key and Suggested Specifications

Product Reference	Quantity +	Description	Listed Size, W x H or Diameter +	Specification
ADC-2	1	Access Door Tab Type with Cam Locks.	450 x 450	ADC-2 and ADH-2 - Access Doors shall be constructed from double skin galvanized mild steel and are complete with cam locks and hinges, as appropriate. Dove tailed frame tabs are supplied for ease of installation. All shall be as manufactured by Holyoake.
ADH-2	5	Access Door Tab Type Hinged with Cam Locks.	200 x 200	
APP	4	Access Pressed Panel.	APP-SML (250 x 150) APP-MED (300 x 200) APP-LGE (450 x 350)	APP - Access Pressed Panels shall be constructed from galvanized mild steel and are complete with locking knobs. All shall be as manufactured by Holyoake.
AS25L	3	Air Scoop, Blades Parallel to Long Dimension.	900 x 300	AS25/AS50 Air Scoops - shall be constructed from a zinc coated steel casing with gang operated parallel blades (at 25, or 50 mm Pitch) and a hinged pre-punched strip, for setting. All shall be as manufactured by Holyoake.
AS25S	1	Air Scoop, Blades Parallel to Short Dimension.	300 x 900	
AS50L	5	Air Scoop, Blades Parallel to Long Dimension.	900 x 300	
AS50S	7	Air Scoop, Blades Parallel to Short Dimension.	300 x 900	
CH		Cushion Head - Ordering Codes & Specifications are shown on Page 376K & 386K		
DA25	4*	25 mm Duct Flange 5.8 m length.		DUCT FLANGE Duct Flanging System - For secure airtight joints for ductwork, dampers, and accessories. All shall be as supplied by Holyoake.
DA35	4*	35 mm Duct Flange 5.8 m length.		
DA25	16*	25 mm Corner (with clips) for use with DA25 Flange.		
DC35L	16*	35 mm Corner (with clips) for use with DA35 Flange.		
DCJ	256*	140 mm long snap on 'J' Cleats.		
DM SEAL	3*	15 m roll of Duct Flange Gasket Tape.		
* Guide to form 8 o° 12 00 x 1200 Flange Assemblies.				
DUCT TAPE	5	Each.	Silver Duct Tape 48 mm x 55 mm.	Duct Tape - A premium grade polyethylene coated cloth duct tape. All shall be as supplied by Holyoake.
	1	Carton of 24.		
EGS	5	Equalising Grid, Square, or Short Blades (600 x 600 Maximum).	Grille/Diffuser Neck Size, or Nominal Neck Size	EGS / EGL - Equalising Grids shall be constructed from extruded aluminium blades and Casing, stainless steel friction wire interlaced with blade axles, hold the required setting. Bright zinc plated clips fix the grids to the neck of the diffusers, or grille. All shall be as manufactured by Holyoake.
EGL	4	Equalising Grid, Long Blades (600 x 600 Maximum).	Grille/Diffuser Neck Size, or Nominal Neck Size	
OBD-1	5	Extruded Black Anodised Aluminium - OBD.	200 x 200	OBD - Opposed Blade Dampers shall be constructed from extruded black anodised aluminium. All shall be as manufactured by Holyoake.
OBD-2	7	Extruded Black Anodised Aluminium - OBD.	300 x 300	
OBD-3	2	Extruded Black Anodised Aluminium - OBD.	500 x 200	

+ Example

ACCESSORIES

Product Ordering Key and Suggested Specifications

Product Reference	Quantity +	Description	Listed Size, W x H, or Diameter +	Specification
PDI	3	Pressure Differential Indicator Sensor.	100 DIA	PDI/PDIA/FM-PDI/FM-PDIA/DM-PDIA/PDI-BS/PDIA-BS- Pressure Differential Indicator sensors and Flow Measuring and Flow Balancing stations shall be constructed from small diameter tubing with Galvanised steel sleeves and disc dampers where appropriate. All shall be as manufactured by Holyoake.
PDIA	7	Pressure Differential Indicator Sensor - Amplified.	150 DIA	
FM-PDI	2	PDI Flow Measuring Station.	300 DIA	
FM-PDIA	3	PDI Flow Measuring Station - Amplified.	400 DIA	
DM-PDIA	6	Flange Mounted PDIA for Rectangular Ducts.	Size 150	
PDI-BS	3	Flow Balancing Station.	100 DIA	
PDIA-BS	3	Flow Balancing Station - Amplified.	175 DIA	
PREMI-CH		PREMI-AIRE™ Cushion Head - Ordering Codes and Specification are shown on Page 386K.		
PREMI-AIRE™		PREMI-AIRE™ Pre-Insulated Duct System. See Page 387K.		
RD	20	Radial Balancing Damper.	RD 150	RD - Radial Balancing dampers shall be constructed from Galvanised Mild steel with UV Stabilized Fire Rated Polymer Drive Pinions. All shall be as manufactured by Holyoake.
SAB	10	Self Aligning Bend.	SAB 100	SAB - Self Aligning Bends shall be manufactured in four segments from Galvanized steel, to allow 90° to 180° bends. They shall be crimped both ends to insert into Spiroloc ducting. All shall be as manufactured by Holyoake.
SB (For use with CRA, CRP, CSRL, CSRLA, CSRV and CMP).	4	Sectorising Baffles.	Inlet DIA Neck Connection 300 DIA.	SB - Sectorising Baffles are satin etched black on steel and shall be manufactured in 45° sections, except CMP. All shall be as manufactured by Holyoake.
SPIN CON	10	Spin Connector (Suitable for Rigid, Semi Rigid and Flexible Ducting).	Nominal Duct DIA 300 DIA.	Spin Connectors/Spin Collars – shall be constructed from Galvanized Steel of 0.45 mm for sizes 100 - 250 mm and 0.55 mm for sizes 251 - 400 mm. For connection of Duct to Duct (Spin Con), or to provide a circular duct connection (Spin Collar), to a square, or rectangular plenum. All shall be as manufactured by Holyoake.
SPIN COL	5	Spin Collar (Suitable for Flexible Ducting).	Nominal Duct DIA 200 DIA.	
SSD	2	Stream Splitter Damper.	Neck Size 900 mm x 300 mm.	SSD - Stream Splitter Dampers shall be constructed from zinc coated steel finished in matt black and shall be designed to control volume and direction from a main to a branch duct. All shall be as manufactured by Holyoake.
SRA **	7	Square to Round Adaptor.	Nom W x H x DIA.	SRA/RRA/SSA – Square to Round, Rectangular to Round and Square to Square Adaptors shall be constructed from 0.55mm Galvanized Steel and shall be complete with a circular spin collar to suit circular duct, or a square duct connection. All shall be as manufactured by Holyoake.
RRA **	6	Rectangular to Round Adaptor.	Nom W x H x DIA.	
SSA **	7	Square to Square Adaptor.	Nom (W x H) x Nom (W x H).	
** (For use with HI35, EC125, OBD-1, 2, 3, RD, BD 85 and other options).				
TRV	5	Throwing Reduction Vanes.	300 mm x 300 mm 5 Vanes.	TRV - Throw Reducing Vanes shall be manufactured from sheet Aluminium and shall be affixed to the rear of a CMP Diffuser. All shall be as manufactured by Holyoake.
TVS	2	Turning Vane, Short Blades.	150 mm x 300 mm.	TVS/TVL – Turning Vanes have curved blades and shall be constructed from extruded aluminium. They shall be hinged and complete with a pre-punched strip for fixing. All shall be as manufactured by Holyoake.
TVL	2	Turning Vane, Long Blades.	300 mm x 150 mm.	
TVA-90	3	Turning Vane Arrangement, Inlet Adaptor.	Diffuser Neck 150 mm x 150 mm.	TVA-90/TVMAL-90/TVAI-90 and TVMA-90 - Turning Vane arrangements shall be constructed from zinc coated steel and finished in matt black and shall be designed to provide a better discharge pattern and accurate flow data, as appropriate. All shall be as manufactured by Holyoake.
TVMA-90	1	Turning Vane Arrangement with PDIA, Inlet Adaptor.	300 mm x 150 mm.	
TVAI-90	5	Turning Vane Arrangement, Inlet Adaptor (Insulated).	375 mm x 375 mm.	
TVMAL-90	2	Turning Vane Arrangement with PDIA, Inlet Adaptor (Insulated).	300 mm x 300 mm.	

+ Example