


# DG – Transfer and Door Grilles

## Model: DG-52 Door Grille

Offers maximum free area and is completely sight proof. Also widely used as exhaust and return air grilles where concealment of inside of duct from all angles, is desirable.

Constructed of inverted chevron shaped blades, tightly held by special spacers, in guide slots in the surround. Available in channel (flangeless) surround, or flanged frame, with or without matching back flange.



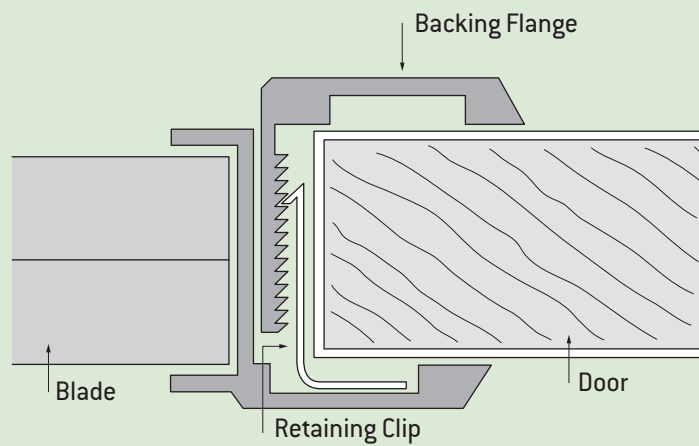
## BFL Backing Flange

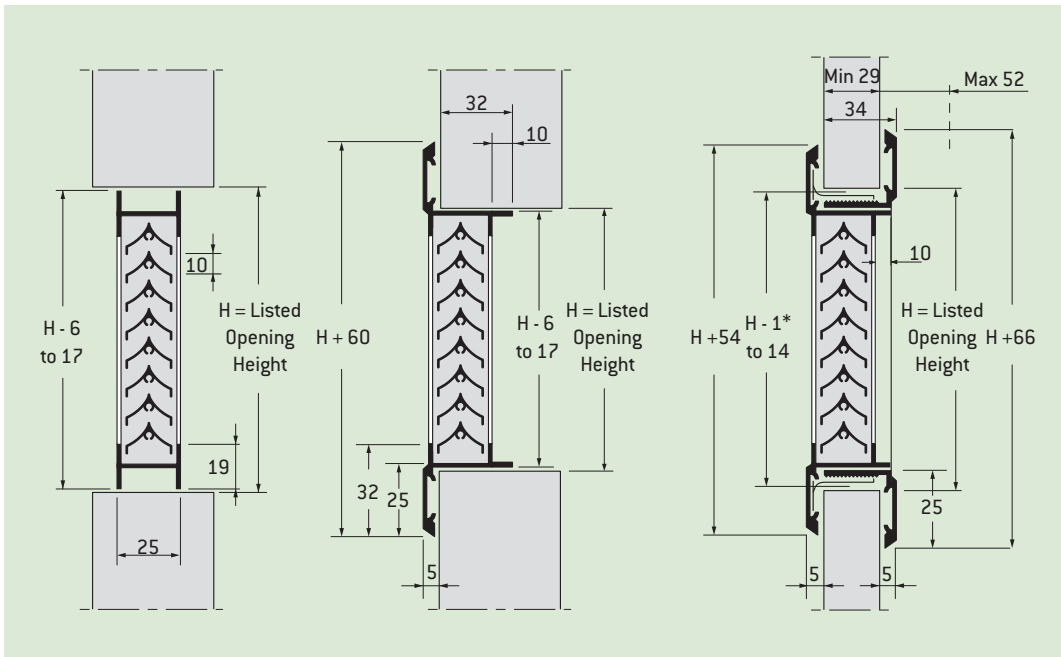
### Concealed fixing

Where backing flanges are required, all Model DG 52 door grilles are supplied with concealed fixing clips which grip the serrated surface of the telescoping backing flange.

The face and back flanges can be used to clamp the door thickness, thus requiring no screws.

### Concealed fixing





\* Core height is governed by multiples of blade height. Any difference between core height and nominal opening height is accommodated in the clearance dimension which may vary between 1 & 14mm.

Blades normally run in long dimension. Short blades are available. When ordering use suffix 'L' or 'S' respectively. e.g. DG-52-BFL.

Model: **DG-52-AL** - with channel frame. Constructed of extruded aluminium. Long blades.

Model: **DG-52-AS** - as above, but with short blades.

Model: **DG-52-BL** - with flange frame, Long blades.

Model: **DG-52-BS** - as above, but with short blades.

Model: **DG-52-BFL** - with flange, auxiliary frame and concealed fixing. Adjusts to fit door thickness giving finished appearance for both sides of door. Long blades.

Model: **DG-52-BFS** - as above, but with short blades.

Guide Product Weights	
Approximate Weight in Kg.	
Size	DG52
300 x 200	1.01
300 x 300	1.35
400 x 300	1.73
500 x 300	2.12
500 x 400	2.63
600 x 600	4.34

Model: **DG-52**

CORE AREA m <sup>2</sup>	NOMINAL SIZE(mm)	CORE VEL. m/s	NC 20				NC 30			NC 40			
			0.73	0.87	1.02	1.28	1.53	1.79	2.04	2.55	3.06	3.57	
			VEL. PRESS	0.5	0.5	1	1	2	2	3	4	6	8
		NEG. SP	8	12	15	24	33	47	60	91	129	177	
0.014	185 x 100	m <sup>3</sup> /s	0.010	0.012	0.014	0.017	0.021	0.025	0.028	0.035	0.042	0.050	
	145 x 125	NC	-	-	12	18	24	28	32	39	44	49	
0.017	220 x 100 145 x 150	m <sup>3</sup> /s	0.013	0.015	0.017	0.021	0.025	0.030	0.034	0.042	0.051	0.059	
	175 x 125	NC	-	-	13	18	24	28	33	39	45	49	
0.020	260 x 100 170 x 150	m <sup>3</sup> /s	0.015	0.018	0.021	0.026	0.031	0.036	0.042	0.052	0.062	0.073	
	205 x 125	NC	-	-	13	19	25	29	34	40	46	50	
0.024	305 x 100 195 x 150	m <sup>3</sup> /s	0.018	0.021	0.025	0.031	0.037	0.043	0.049	0.061	0.074	0.086	
	240 x 125	NC	-	10	14	20	26	30	34	41	46	51	
0.028	355 x 100 225 x 150	m <sup>3</sup> /s	0.021	0.025	0.028	0.035	0.042	0.050	0.057	0.071	0.085	0.099	
	275 x 125	NC	-	10	15	20	26	30	35	41	47	51	
0.032	405 x 100 260 x 150	m <sup>3</sup> /s	0.024	0.029	0.032	0.040	0.048	0.056	0.064	0.080	0.096	0.112	
	315 x 125	NC	-	11	15	21	27	31	35	42	47	52	
0.036	450 x 100 290 x 150	m <sup>3</sup> /s	0.027	0.032	0.037	0.046	0.055	0.065	0.074	0.092	0.110	0.129	
	350 x 125 215 x 200	NC	-	12	16	22	28	32	36	42	48	52	
0.043	535 x 100 340 x 150	m <sup>3</sup> /s	0.032	0.038	0.043	0.054	0.065	0.076	0.087	0.109	0.130	0.152	
	415 x 125 250 x 200	NC	-	12	16	22	28	32	37	43	48	53	
0.048	595 x 100 380 x 150	m <sup>3</sup> /s	0.036	0.043	0.049	0.061	0.074	0.086	0.098	0.123	0.147	0.172	
	460 x 125	NC	-	13	17	23	29	33	37	44	49	53	
0.056	695 x 100 440 x 150 260 x 250	m <sup>3</sup> /s	0.042	0.050	0.057	0.071	0.085	0.099	0.113	0.142	0.170	0.198	
	535 x 125 325 x 200	NC	-	13	17	23	29	33	38	44	50	54	
0.064	790 x 100 500 x 150 290 x 250	m <sup>3</sup> /s	0.048	0.057	0.065	0.082	0.098	0.114	0.130	0.163	0.195	0.228	
	610 x 125 370 x 200	NC	-	14	18	24	30	34	38	45	50	55	
0.075	920 x 100 580 x 150 340 x 250	m <sup>3</sup> /s	0.056	0.067	0.076	0.095	0.115	0.134	0.153	0.191	0.229	0.268	
	715 x 125 425 x 200	NC	-	14	18	24	30	34	39	45	51	55	
0.084	1025 x 100 650 x 150 380 x 250	m <sup>3</sup> /s	0.062	0.075	0.085	0.106	0.127	0.149	0.170	0.212	0.255	0.297	
	795 x 125 475 x 200	NC	-	15	19	25	31	35	39	46	51	56	
0.099	1210 x 100 765 x 150 365 x 300	m <sup>3</sup> /s	0.073	0.088	0.101	0.126	0.151	0.176	0.202	0.252	0.303	0.353	
	930 x 125 440 x 250	NC	-	15	20	25	31	35	40	46	52	56	
0.110	845 x 150 490 x 250 345 x 350	m <sup>3</sup> /s	0.082	0.098	0.111	0.139	0.167	0.195	0.223	0.278	0.334	0.390	
	620 x 200 405 x 300	NC	10	16	20	26	32	36	40	47	52	57	
0.124	1510 x 100 950 x 150 390 x 350	m <sup>3</sup> /s	0.092	0.110	0.126	0.158	0.190	0.221	0.253	0.316	0.379	0.443	
	1165 x 125 455 x 300	NC	10	16	20	26	32	36	41	47	53	57	
0.149	1810 x 100 655 x 250 465 x 350	m <sup>3</sup> /s	0.111	0.133	0.151	0.189	0.227	0.264	0.302	0.378	0.453	0.529	
	830 x 200 545 x 300 405 x 400	NC	11	17	21	27	33	37	41	48	53	58	
0.167	930 x 200 605 x 300 455 x 400	m <sup>3</sup> /s	0.124	0.149	0.170	0.212	0.255	0.297	0.340	0.425	0.510	0.595	
	1275 x 150 735 x 250 520 x 350	NC	11	17	22	27	33	37	42	48	54	58	
0.193	1070 x 200 700 x 300 520 x 400	m <sup>3</sup> /s	0.136	0.163	0.196	0.245	0.294	0.344	0.393	0.491	0.589	0.687	
	845 x 250 595 x 350 465 x 450	NC	12	18	22	28	34	38	42	49	54	59	
0.228	1730 x 150 820 x 300 610 x 400	m <sup>3</sup> /s	0.169	0.203	0.231	0.289	0.347	0.404	0.462	0.578	0.694	0.809	
	1260 x 200 700 x 350 540 x 450	NC	13	19	23	29	35	39	43	50	55	60	
0.258	930 x 300 690 x 400 550 x 500	m <sup>3</sup> /s	0.192	0.230	0.262	0.328	0.394	0.459	0.525	0.656	0.787	0.918	
	790 x 350 610 x 450	NC	13	19	23	29	35	39	44	50	56	60	
0.289	1040 x 300 775 x 400 615 x 500	m <sup>3</sup> /s	0.215	0.257	0.294	0.367	0.440	0.513	0.587	0.734	0.881	1.030	
	1255 x 250 885 x 350 685 x 450	NC	14	20	24	30	36	40	44	51	56	60	
0.335	1845 x 200 1200 x 300 795 x 450	m <sup>3</sup> /s	0.249	0.298	0.341	0.426	0.511	0.596	0.681	0.852	1.020	1.190	
	1455 x 250 890 x 400 590 x 600	NC	14	20	24	30	36	40	45	51	57	61	
0.399	1215 x 350 845 x 500	m <sup>3</sup> /s	0.296	0.355	0.405	0.506	0.607	0.708	0.810	1.010	1.220	1.420	
	940 x 450 700 x 600	NC	15	21	25	31	37	41	45	52	57	62	
0.432	1870 x 250 910 x 500	m <sup>3</sup> /s	0.321	0.385	0.439	0.548	0.658	0.768	0.878	1.090	1.320	1.540	
	1145 x 400 755 x 600	NC	15	21	25	31	37	41	46	52	58	62	
0.518	1850 x 300 1221 x 450 905 x 600	m <sup>3</sup> /s	0.385	0.461	0.527	0.658	0.790	0.922	1.050	1.320	1.580	1.840	

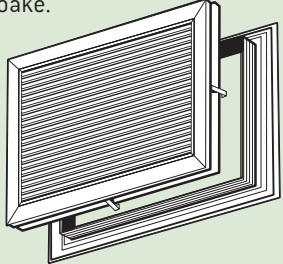
- Neg. SP is negative static pressure.
- All pressures are in Pascals.
- NC values are based on room absorption of 10 db, re 10<sup>-12</sup> watts.
- Heavy dividing lines denote ranges of NC values.

## Grille Description Code Examples and Suggested Specifications

**DG** – **52** – **[ BFL  
BFS  
AL  
AS  
BL  
BS ]** – **W x H** – **FINISH**

Door Grille. Model (Including Blade Configuration). Frame Style. Width x Height 'Nominal Opening Dimensions'. Satin Anodised Holyoake White. Mill Aluminium. Powder Coat.

Door grilles shall be of rattle-free, all aluminium construction, with sight proof blades of Chevron design, assembled in either a flanged, or channel type frame, presenting a similar appearance from both sides. Purpose made back flanges shall be available for flanged units, standard models shall be available to suit any door thickness from 28mm to 52mm. All shall be as manufactured by Holyoake.



**[ RLL – RLS ]** – **[ 23  
25 ]** – **[ RC  
FR ]** – **OBD** – **W x H** – **FINISH**

Return Louver, Long Blades. Blade Spacing/Shape Code (23 = 20mm, 25 = 12.5mm/Set at 30°). Opposed Blade Damper. Holyoake White. Mill Aluminium. Powder Coat.

Return Louver, Short Blades. Frame Style (Removeable Core, or Filter Return). Width x Height 'Nominal Size' (Duct, or Trimmed Hole).

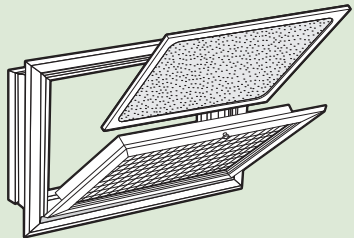
Return and/or exhaust louvers shall be of extruded aluminium, rattle-free construction, of the model shown on the drawings, or elsewhere in this specification. Blades shall be mechanically locked to mullions and frames. Frames shall have close mitred corners, reinforced and secured with aluminium gussets. Filter returns, where specified, shall be of similar construction, mounted in a hinged subframe and held closed with a positive latch. Filters are 'EU2' washable type. All shall be as manufactured by Holyoake.

**[ RLHL – RLHS ]** – **[ RC  
FR ]** – **OBD** – **W x H** – **FINISH**

Return Louver, Long Blades (20mm spacing, set at 45°). Return Louver, Short Blades (20mm spacing, set at 45°). Frame Style (Removeable Core, or Filter Return). Opposed Blade Damper. Holyoake White. Mill Aluminium. Powder Coat.

Return Louver, Long Blades (20mm spacing, set at 45°). Return Louver, Short Blades (20mm spacing, set at 45°). Frame Style (Removeable Core, or Filter Return). Opposed Blade Damper. Holyoake White. Mill Aluminium. Powder Coat.

\*\*Suitable for Passive Ventilation (Do not exceed core velocity of 2.5m/sec).



**[ RLP  
EC-125  
HI-35 ]** – **[ RC  
FR ]** – **OBD** – **W x H** – **FINISH**

Return Louver Model (Perforated, Egg-Crate, or Obscured Egg-Crate). Frame Style (Removeable Core, or Filter Return). Opposed Blade Damper. Width x Height 'Nominal Size' (Duct, or Trimmed Hole). Holyoake White. Mill Aluminium. Powder Coat.

**Note** When ceiling mounted, seismic restraints may be required, but are not supplied.